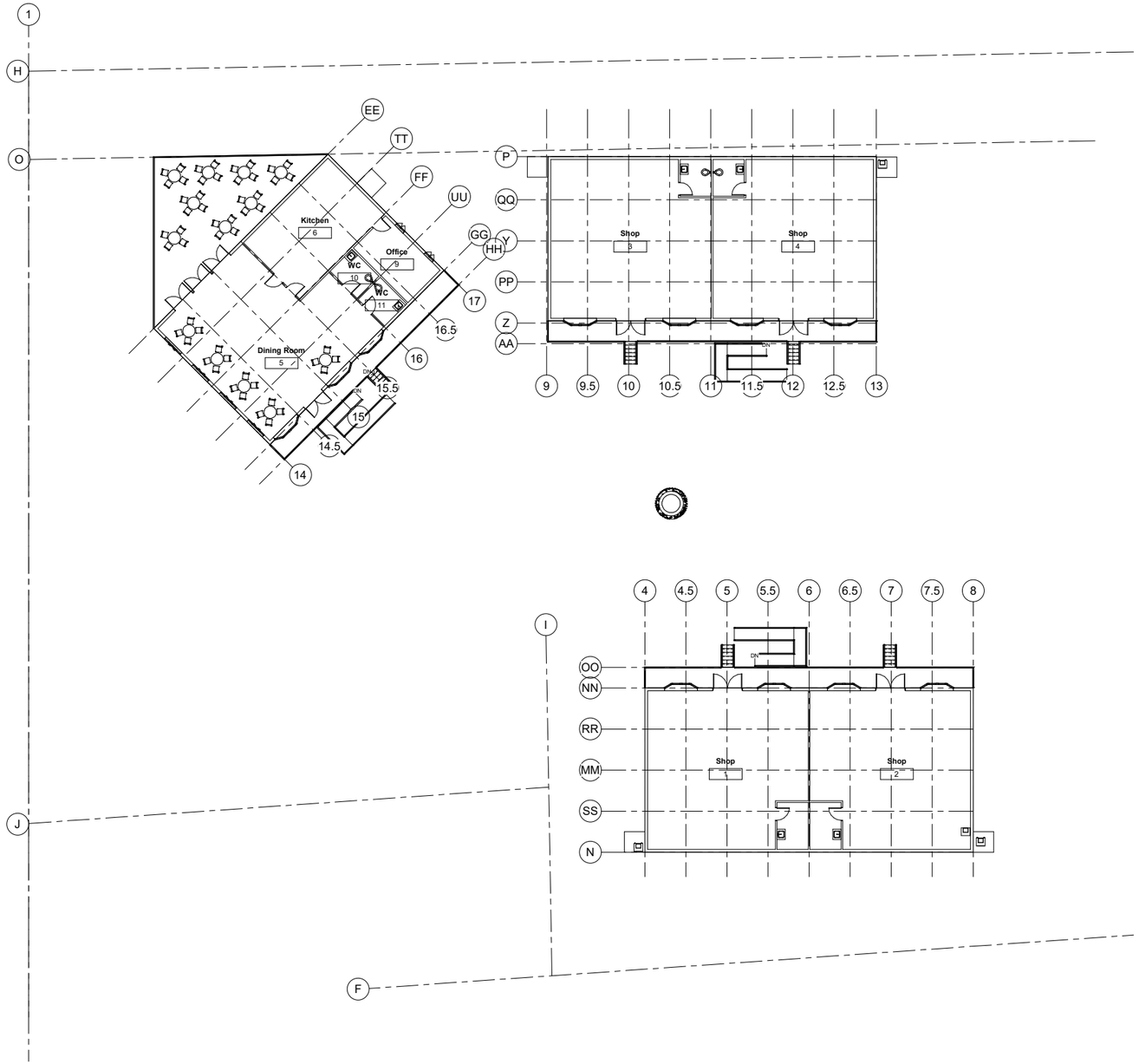

1 Finish Floor Elevation
3/32" = 1'-0"

AUTODESK.

www.autodesk.com/revit

Consultant
Address
Address
Address
Phone

Consultant
Address
Address
Address
Phone

Consultant
Address
Address
Address
Phone

Consultant
Address
Address
Address
Phone

Consultant
Address
Address
Address
Phone

No.	Description	Date

Team G

Rodanthe Development

Architectural Plan

Project Number	1
Date	3/19
Drawn By	Gene Kastelberg
Checked By	Mason Hudson

A102

Scale	3/32" = 1'-0"

4/18/2021 11:38:22 AM

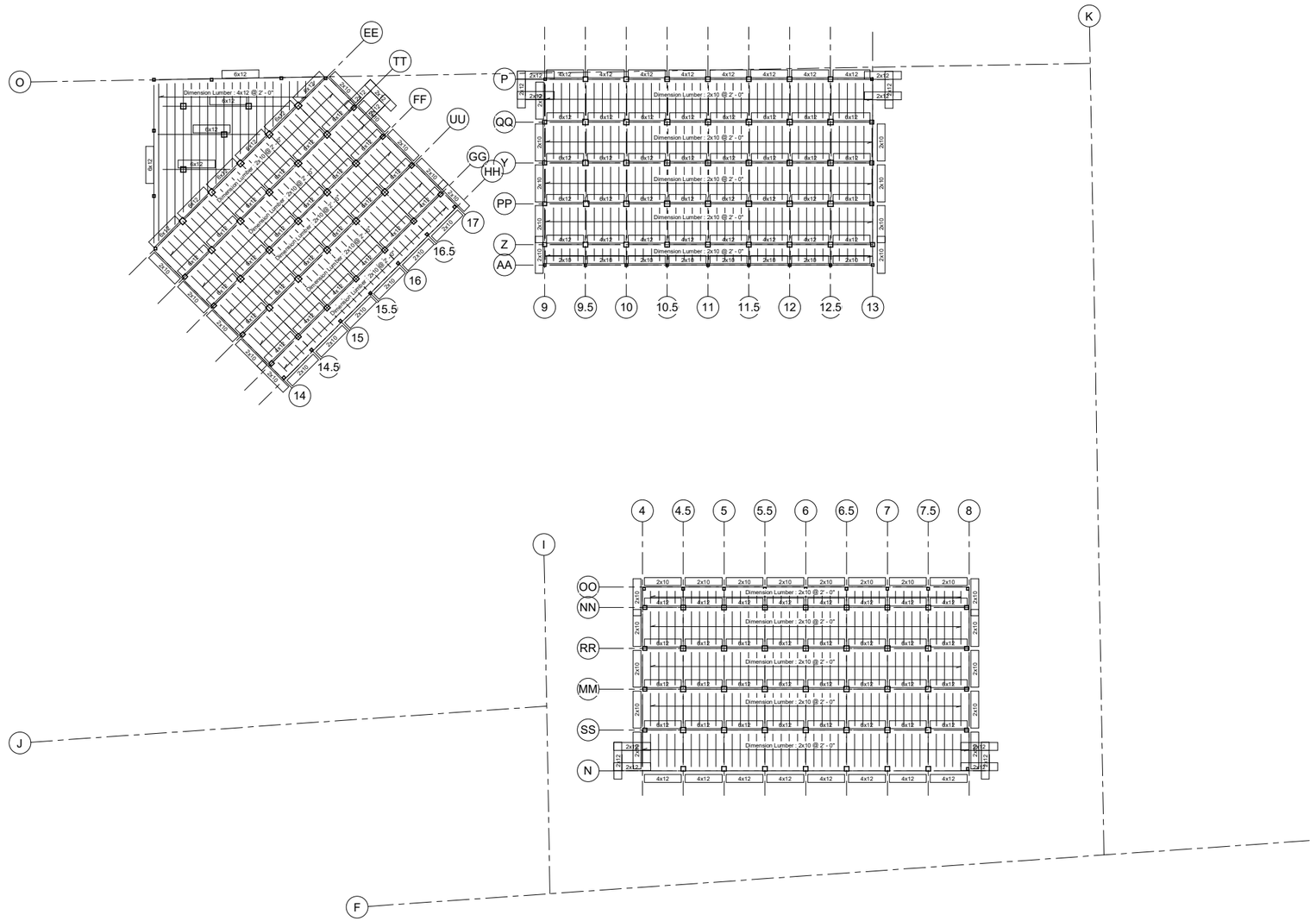

1 Top of Beam System
3/32" = 1'-0"

AUTODESK.

www.autodesk.com/revit

Consultant
Address
Address
Address
Phone

Consultant
Address
Address
Address
Phone

Consultant
Address
Address
Address
Phone

Consultant
Address
Address
Address
Phone

Consultant
Address
Address
Address
Phone

No.	Description	Date

Team G

Rodanthe Development

Structural Plan

Project Number	1
Date	3/19
Drawn By	Gene Kastelberg
Checked By	Mason Hudson

S102

Scale	3/32" = 1'-0"

4/18/2021 11:39:24 AM

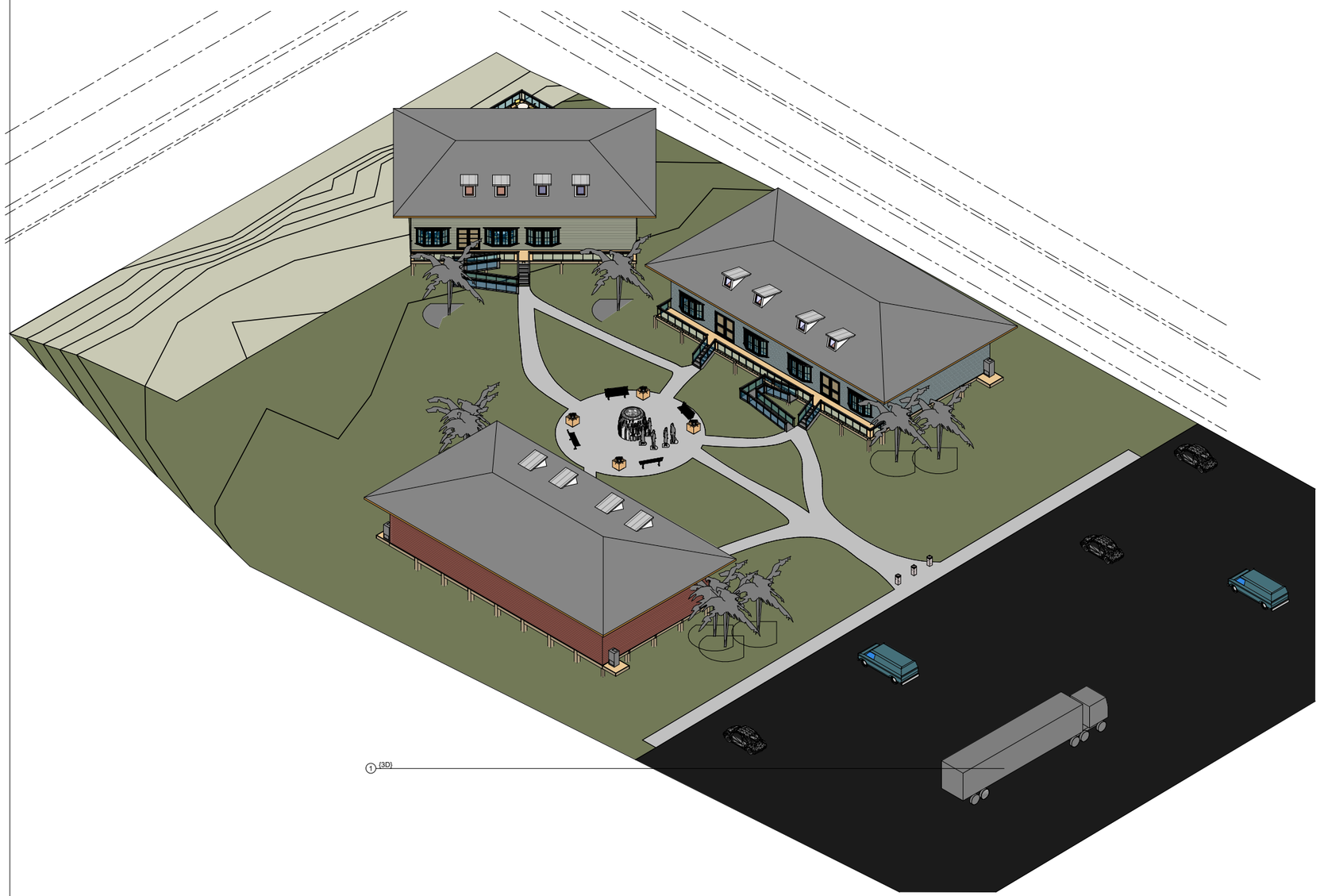

AUTODESK.

www.autodesk.com/revit

Consultant
Address
Address
Address
Phone

Consultant
Address
Address
Address
Phone

Consultant
Address
Address
Address
Phone

Consultant
Address
Address
Address
Phone

Consultant
Address
Address
Address
Phone

No.	Description	Date

Team G

Rodanthe Development

Isometric View

Project Number	1
Date	3/19
Drawn By	Gene Kastelberg
Checked By	Mason Hudson

C102

Scale

4/18/2021 11:38:33 AM

1 {3D} Copy 1



2 {3D} Copy 2

3 {3D} Copy 3

AUTODESK

www.autodesk.com/revit

Consultant
Address
Address
Address
Phone

Consultant
Address
Address
Address
Phone

Consultant
Address
Address
Address
Phone

Consultant
Address
Address
Address
Phone

Consultant
Address
Address
Address
Phone

No.	Description	Date

Team G

Rodanthe Development

Building 3D Views

Project Number	1
Date	3/19
Drawn By	Gene Kastelberg
Checked By	Mason Hudson

C103

Scale

4/18/2021 11:39:23 AM